

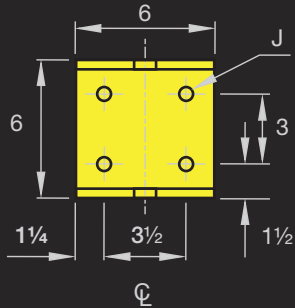
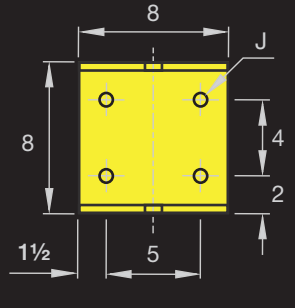
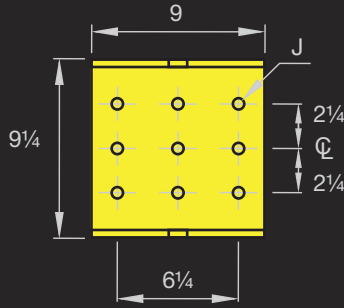


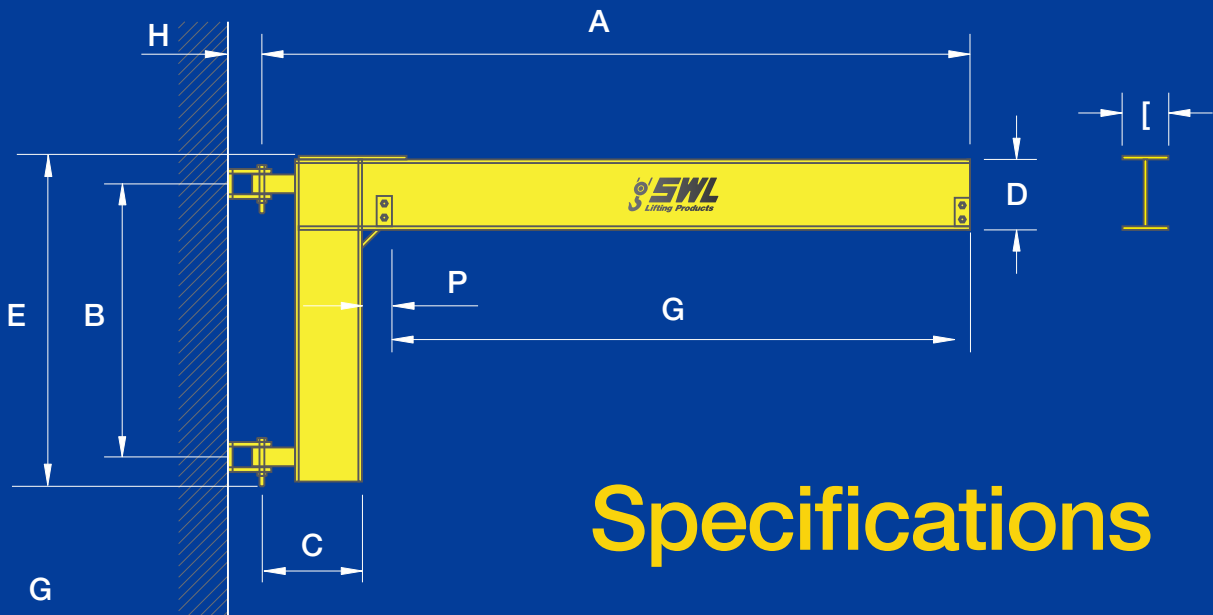
Low Headroom Jib Cranes

Model WC-180



Jib to Column Mounting Pattern

 <p>Detail "A"</p>	 <p>Detail "A"</p>	 <p>Detail "A"</p>
<p>E = 5 F = 3 1/2 G = 6 J = 5/8" bolts, 11/16" holes A = SPAN - (W + E + 9 1/2) B = Bracket Centers</p>	<p>E = 5 F = 4 G = 6 J = 3/4" bolts, 1 3/16" holes A = SPAN - (W + E + 9 1/2) B = Bracket Centers</p>	<p>E = 5 F = 4 G = 6 J = 3/4" bolts, 1 3/16" holes A = SPAN - (W + E + 9 1/2) B = Bracket Centers</p>
WC1	WC2	WC3



Specifications

Low Headroom Jib Cranes Model WC-180

Specifications*

Capacity [tons]	A	Model No.	Bracket Type	B Bracket Centres	C	D	E	F	G	H	Thrust & Pull [lbs.]
1/4	8'	WC180-500-8	WC-1	3' 0"	11"	6"	4' 1"	3 3/8"	6' 6"	3 1/2"	2000
	10'	WC180-500-10		3' 0"	11"	6"	4' 1"	3 3/8"	8' 6"		2540
	12'	WC180-500-12		3' 0"	13"	8"	4' 1"	4"	10' 4"		3100
	14'	WC180-500-14		3' 0"	13"	8"	4' 1"	4"	12' 4"		3670
	16'	WC180-500-16		3' 0"	18 3/4"	13 3/4"	5' 1"	5"	13' 10"		4380
	18'	WC180-500-18		4' 0"	18 3/4"	13 3/4"	5' 1"	5"	15' 10"		3900
	20'	WC180-500-20		4' 0"	18 3/4"	13 3/4"	5' 1"	5"	17' 10"		4770
1/2	8'	WC180-1000-8	WC-1	3' 0"	11"	6"	4' 1"	3 3/8"	6' 6"	3 1/2"	3900
	10'	WC180-1000-10		3' 0"	13"	8"	4' 1"	4"	8' 4"		4920
	12'	WC180-1000-12		3' 0"	13"	8"	4' 1"	4"	10' 4"		5970
	14'	WC180-1000-14		4' 0"	18 3/4"	13 3/4"	5' 1"	5"	11' 10"		5350
	16'	WC180-1000-16		4' 0"	18 3/4"	13 3/4"	5' 1"	5"	13' 10"		6410
	18'	WC180-1000-18		4' 0"	18 3/4"	13 3/4"	5' 1"	5"	15' 10"		7330
	20'	WC180-1000-20		6' 0"	20 7/8"	15 7/8"	7' 1"	15 1/2"	17' 6"		5730
1	8'	WC180-2000-8	WC-1	4' 0"	13"	8"	5' 1"	4"	6' 4"	3 1/2"	5750
	10'	WC180-2000-10		5' 0"	18 3/4"	13 3/4"	6' 1"	5"	7' 10"		5850
	12'	WC180-2000-12		5' 0"	18 3/4"	13 3/4"	6' 1"	5"	9' 10"		7090
	14'	WC180-2000-14		5' 0"	18 3/4"	13 3/4"	6' 1"	5"	11' 10"		8340
	16'	WC180-2000-16		6' 0"	20 3/4"	15 3/4"	7' 1"	5 1/2"	13' 6"		8150
	18'	WC180-2000-18		6' 0"	20 7/8"	15 7/8"	7' 1"	5 1/2"	15' 6"		9560
	20'	WC180-2000-20		6' 0"	20 7/8"	15 7/8"	7' 1"	7"	17' 6"		10760
2	8'	WC180-4000-8	WC-2	4' 0"	15"	10"	5' 1"	4 5/8"	6' 2"	4"	11460
	10'	WC180-4000-10		4' 0"	18 7/8"	13 7/8"	5' 1"	5"	7' 10"		14400
	12'	WC180-4000-12		4' 6"	20 7/8"	15 7/8"	5' 7"	5 1/2"	9' 8"		15500
	14'	WC180-4000-14		5' 0"	20 7/8"	15 7/8"	6' 1"	5 1/2"	11' 8"		16620
	16'	WC180-4000-16		6' 0"	21"	16"	7' 1"	7"	13' 8"		16100
	18'	WC180-4000-18		6' 6"	21"	16"	7' 7"	7"	15' 8"		16900
	20'	WC180-4000-20		7' 6"	22 7/8"	17 7/8"	8' 1"	7 1/2"	17' 6"		16680
3	8'	WC180-6000-8	WC-3	4' 0"	17"	12"	5' 1"	5"	6' 0"	4"	17140
	10'	WC180-6000-10		4' 6"	17"	12"	5' 7"	5"	8' 0"		19200
	12'	WC180-6000-12		5' 6"	21"	16"	6' 7"	7"	9' 8"		18900
	14'	WC180-6000-14		6' 0"	21"	16"	7' 1"	7"	11' 8"		19900
	16'	WC180-6000-16		7' 6"	23"	18"	8' 1"	7 1/2"	13' 8"		18900
	18'	WC180-6000-18		8' 6"	25 3/4"	20 3/4"	9' 7"	8 1/4"	15' 3"		19000
	20'	WC180-6000-20		9' 6"	26"	21"	10' 7"	8 3/4"	17' 3"		19370

* Dimensions are subject to change without notice.

All our jib cranes have been re-engineered to the highest standards available and welded to Canadian Standard CSA W47.1. Our parent company, The Dressor Group Ltd. is certified to CSA W59.



Distributed by:

